

Howard County: Access to Care

March 15, 2017

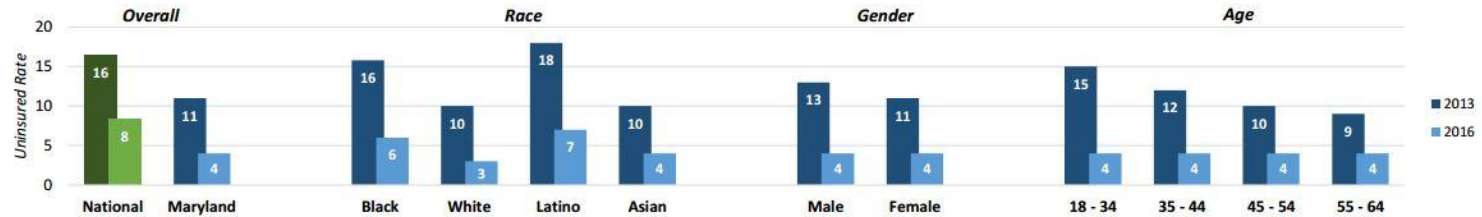
The **DOOR** to
Health**Care**

Partner Meeting Agenda

- Open Enrollment Reports
 - Uninsured Rate
 - National Rates
 - Maryland Enrollments
 - Howard County Enrollments
- Who is Eligible for a QHP?
 - Who is Eligible for an SEP?
- Tax Penalties and Exemptions
 - New 2017 Tax Penalty Rate
 - When and How to File an Exemption
- DoortoHealthCare.org

Enroll America Uninsured Estimates FOR MARYLAND		Public Enrollment Data FOR MARYLAND	
2016 Estimated Uninsured Rate for 18 to 64 year olds:	4.0%	2016 Marketplace Plan Selections: [1]	162,177
2013 Estimated Uninsured Rate for 18 to 64 year olds:	11.3%	Effectuated Marketplace Enrollment, Mar. 2016: [2]	135,208
Decrease from 2013 to 2016:	7.3%	Marketplace Enrollees With Financial Help:	70%
		Medicaid and CHIP Enrollment, Aug. 2016: [3]	1,240,791
		Increase in Medicaid/CHIP Enrollment Since OE1:	45%

Chart 1: Maryland Uninsured Rates for 2013 and 2016 of Key Demographics



National Map: 2016 Uninsured Rates by County

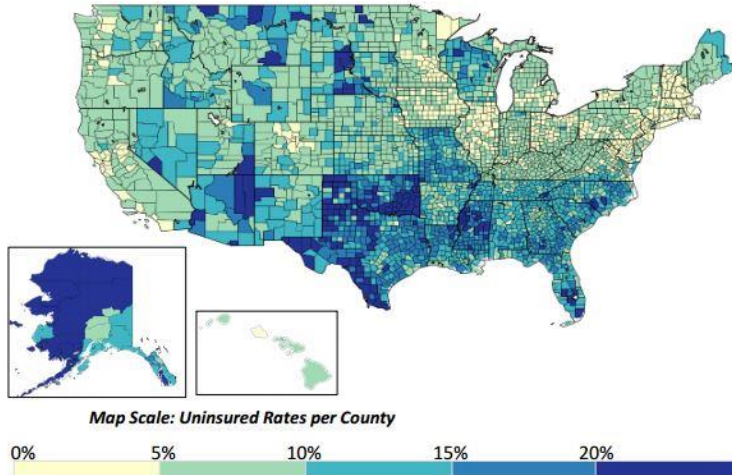
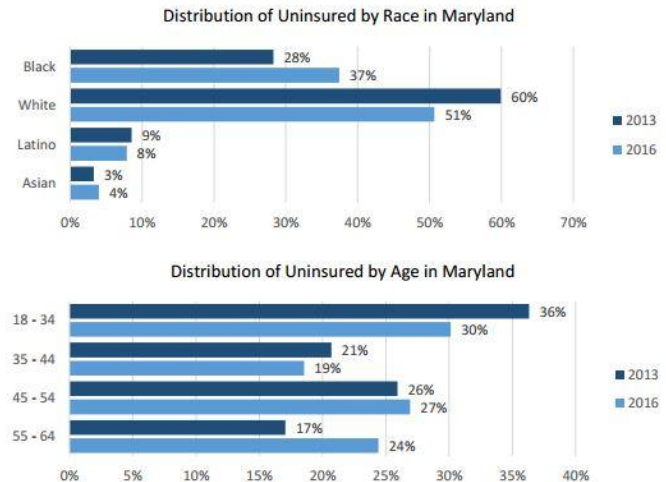
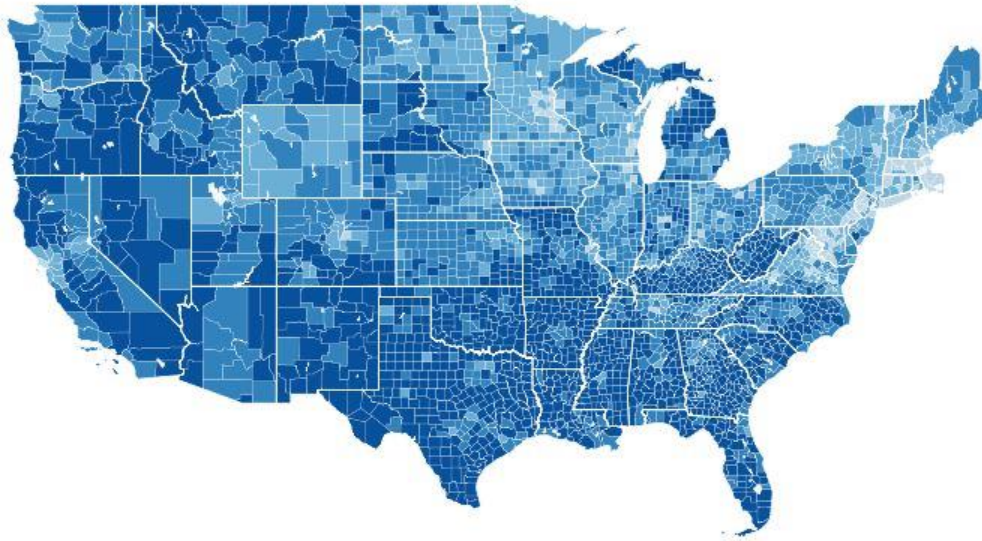



Chart 2: Distribution of Uninsured Population by Demographic Groups



2013 Uninsured Estimates

This interactive map shows the 2013 uninsured landscape, before the major coverage provisions of the Affordable Care Act took effect.



Howard County, Maryland

2015 Uninsured Rate: 4%
2013 Uninsured Rate: 6%
Decrease from 2013 to 2015: 2%

2015 Uninsured Rates by Race

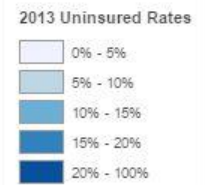
Black: 5%
White: 3%
Hispanic: 6%
Asian: 4%

2015 Uninsured Rates by Gender

Male: 4%
Female: 3%

2015 Uninsured Rates by Age

Ages 18 to 34: 6%
Ages 35 to 44: 3%
Ages 45 to 54: 3%



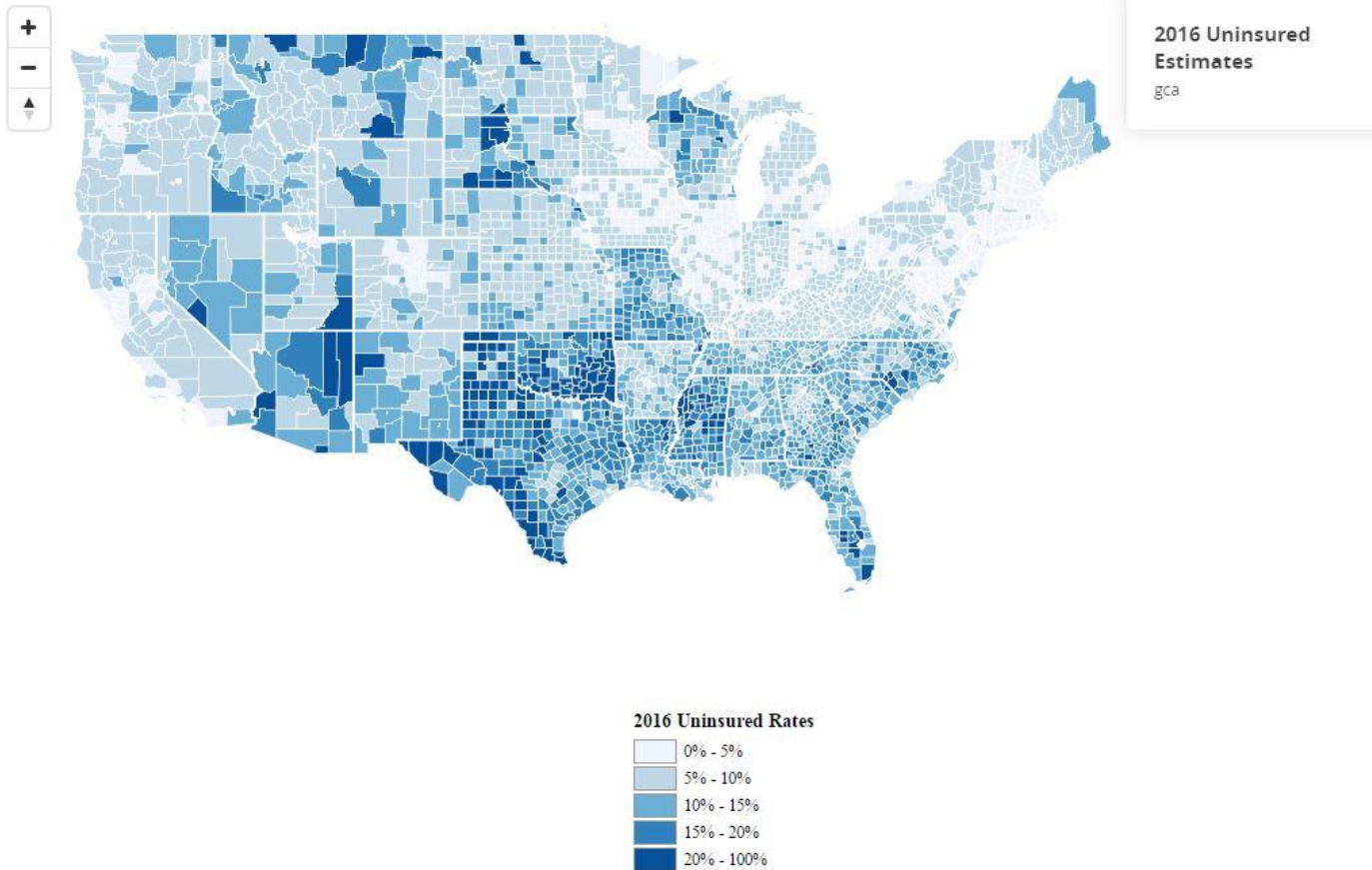
The DOR to HealthCare

2016 National Uninsured Rates

2016 Uninsured Estimates

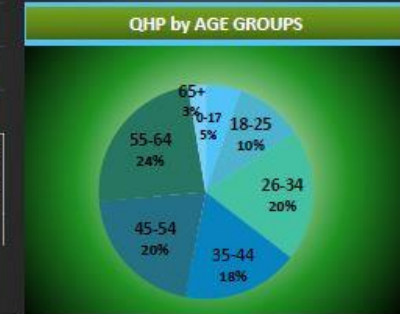
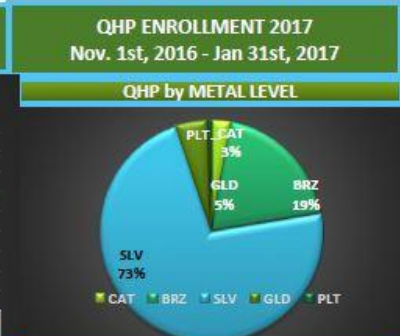
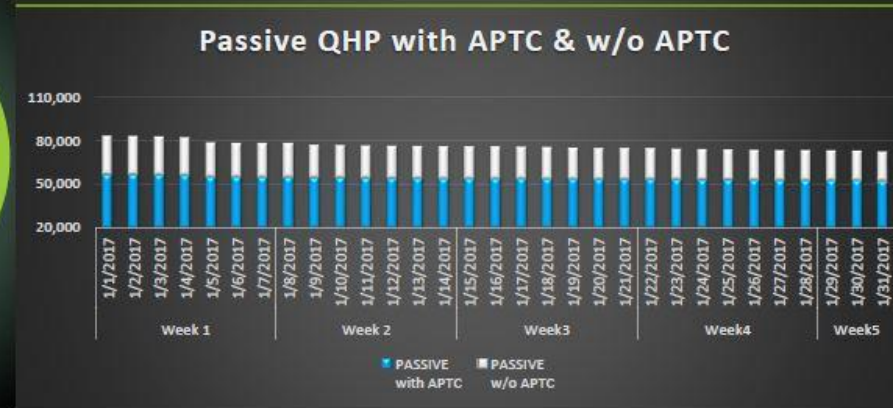
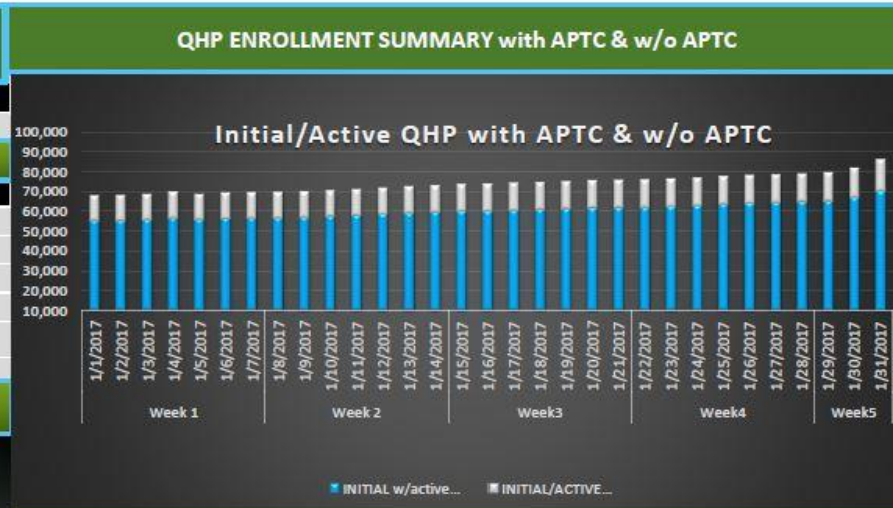
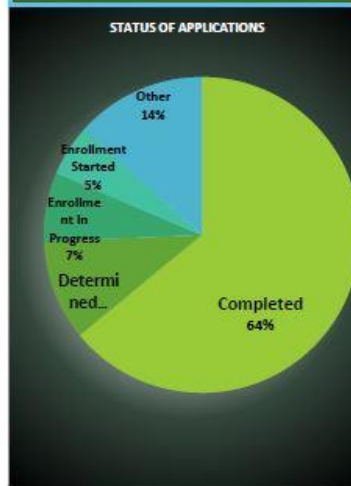
This map shows 2016 non-elderly adult uninsured rates in each county across the United States.

Stay tuned for an interactive map.



MARYLAND HEALTH CONNECTION
Summary Dashboard
Nov. 15, 2014 - Jan 31st, 2017

QHP ENROLLMENT HBX Nov. 15th, 2014 - Jan 31st, 2017	
ACTIVITY SUMMARY	TOTAL
Account Created	1,214,567
Nov. 15, 2014 - Jan 31st, 2017	
APPLICATIONS	TOTAL
Total Applications	1,110,023
Completed	711,274
Determined	113,555
Enrollment In Progress	78,671
Enrollment Started	58,199
Other	148,324
APPLICATION SUMMARY	



* Enrollment counts represent total covered lives.

MARYLAND HEALTH CONNECTION

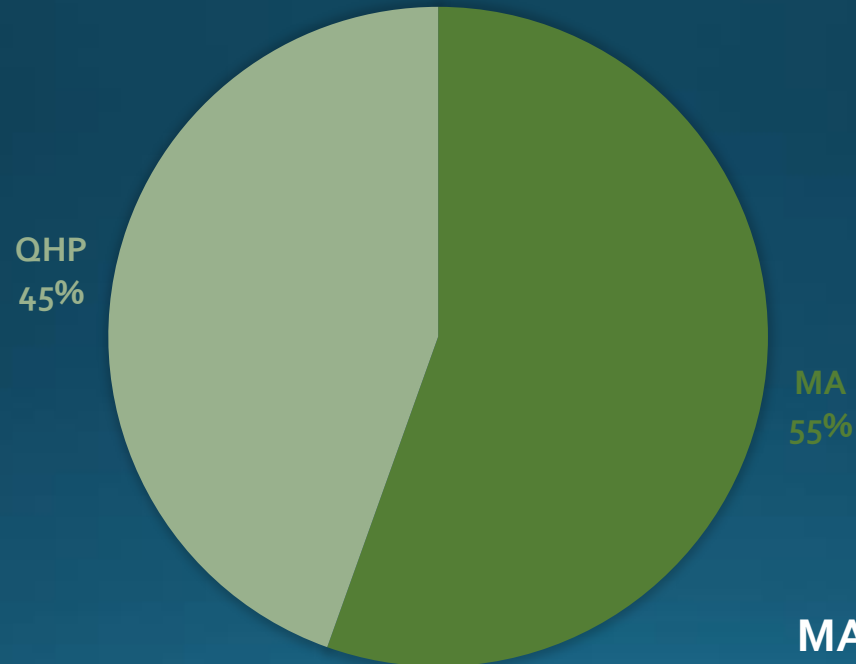
OE3 Enrollment vs OE4 Enrollment

OE3: Nov.1st 2015 - Jan 23rd, 2016

OE4: Nov.1st 2016 - Jan 23rd, 2017

County	OE4 (11/1/2016-1/23/2017)	OE3 (11/1/2015-1/23/2016)	End of OE3 (11/1/2015-02/5/2016)
Allegany	956	1,007	1,045
Anne Arundel	12,131	12,928	13,446
Baltimore	20,282	21,218	22,100
Baltimore City	10,434	11,835	12,310
Calvert	1,578	1,659	1,712
Caroline	628	687	729
Carroll	3,693	3,490	3,599
Cecil	2,022	2,050	2,127
Charles	2,643	2,734	2,843
Dorchester	624	669	705
Frederick	5,856	6,170	6,410
Garrett	727	903	920
Harford	5,047	5,226	5,386
Howard	9,008	9,336	9,633
Kent	437	424	428
Montgomery	40,341	40,693	42,129
Prince Georges	22,804	23,466	25,111
Queen Annes	1,199	1,266	1,310
Saint Marys	1,369	1,385	1,486
Somerset	479	460	489
Talbot	1,102	1,131	1,153
Washington	2,724	3,029	3,104
Wicomico	2,053	2,163	2,293
Worcester	1,972	2,071	2,152
Total	150,109	156,000	162,620

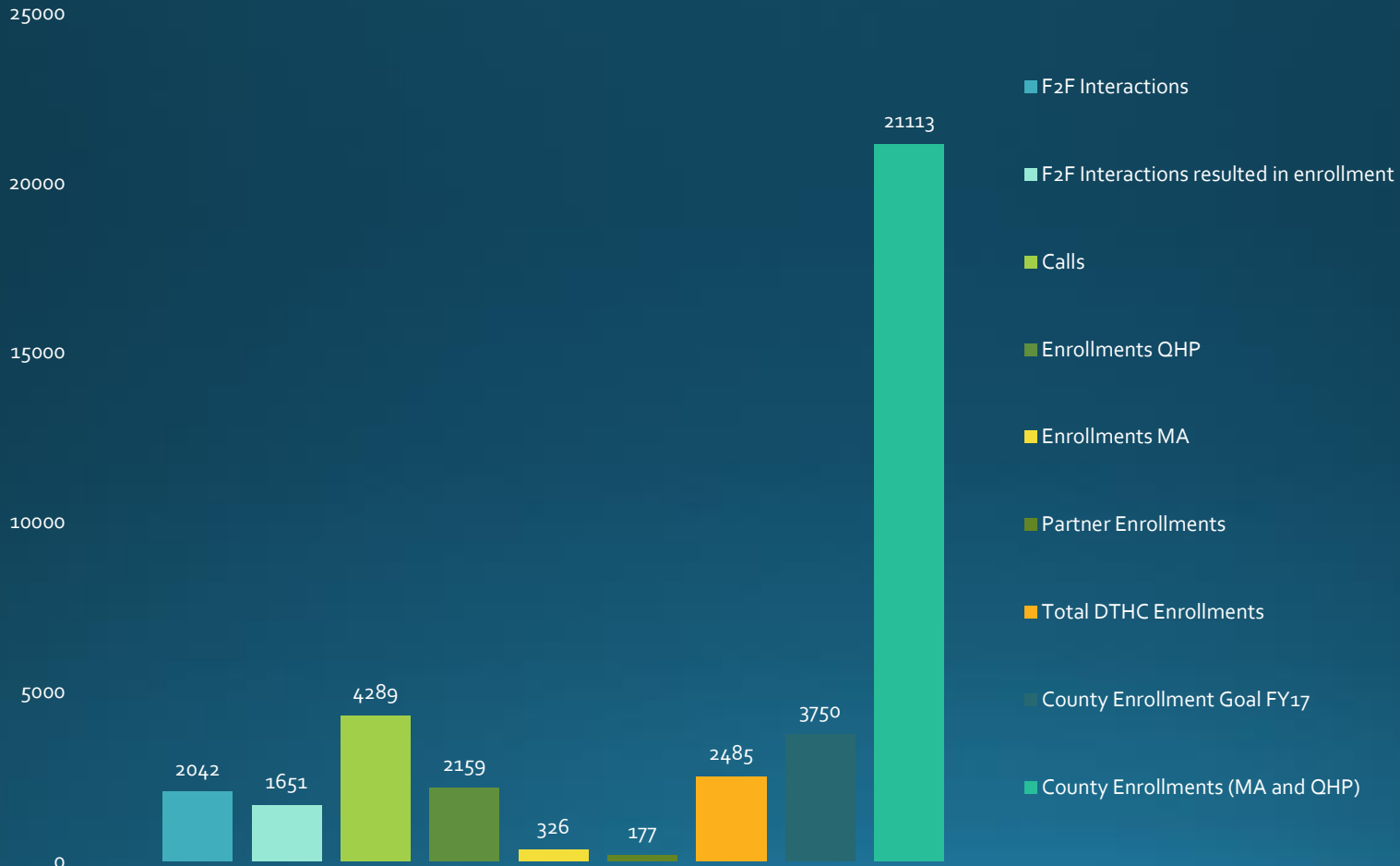
QHP VS MA ENROLLMENT



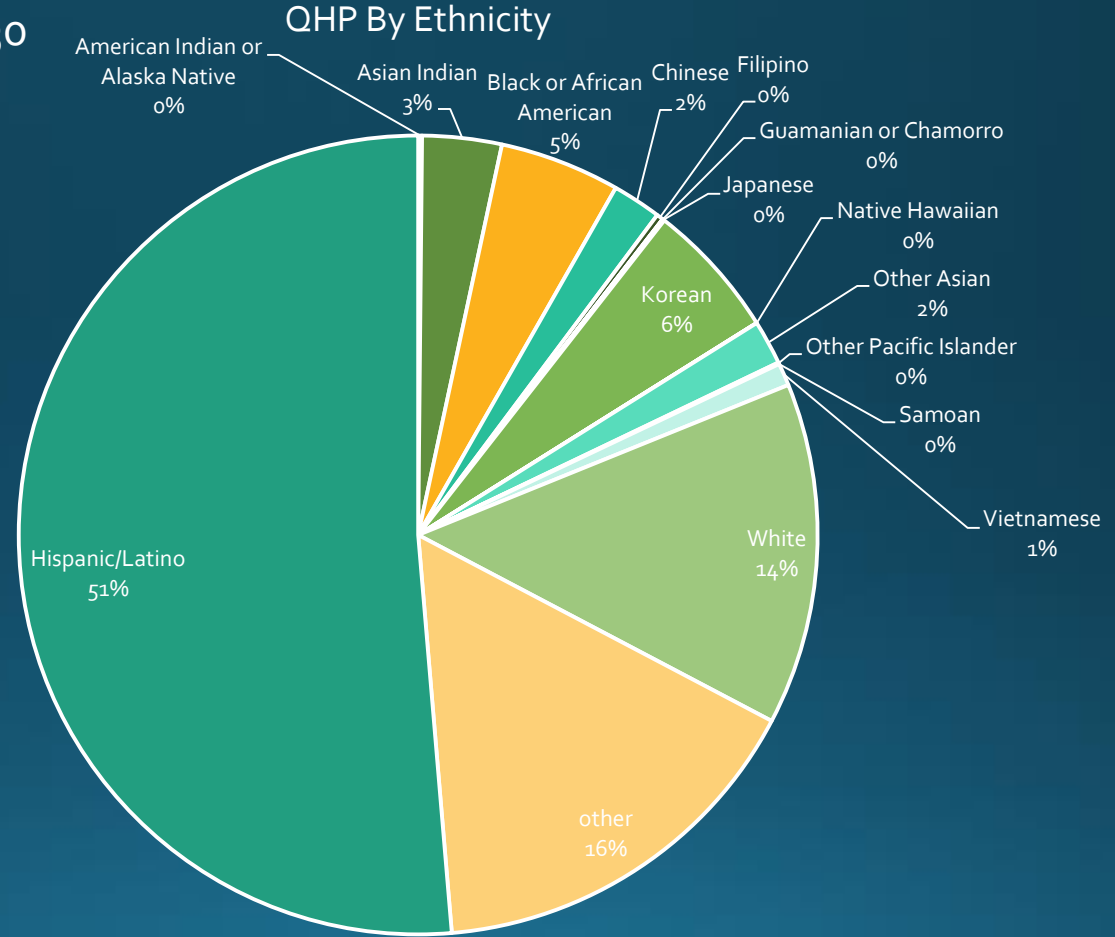
MA Enrollments: 11,710

QHP Enrollments: 9,403

Howard County Interactions and Enrollments



- American Indian or Alaska Native: 30
- Asian Indian: 621
- Black or African American: 941
- Chinese: 382
- Filipino: 52
- Guamanian or Chamorro: 3
- Hispanic/Latino: 9,922
- Japanese: 13
- Korean: 1,068
- Native Hawaiian: 1
- Other Asian: 347
- Other Pacific Islander: 12
- Samoan: 1
- Vietnamese: 176
- White: 2,674
- Other: 3,082



Scenario	Entity handling Referral
Individuals who do not qualify for Medicare 65 and Over.	D.S.S or The Door to HealthCare
Individuals who qualify for Medicare with low income may be eligible for Medicaid (MA) under The Aged, Blinded and Disabled Medical Assistance.	D.S.S.
Individuals who qualify for Medicare.	D.S.S.
Individuals who are disabled.	D.S.S.
Emergency Medicaid: Admitted to the Hospital Only	D.S.S.
Temporary Cash Assistance and Food Stamps	D.S.S.
Pregnant Women	Health Department
Children's Health Insurance	Health Department
Women's Infants and Children's Toddler Program (W.I.C)	Health Department
Individuals younger than 65 who have no income	Health Department or D.S.S
Individuals who have a Refugee, Asylee, or DV Immigration Status.	Health Department or D.S.S
Individuals younger than 65 year old with income	Health Department or The Door to HealthCare
Individuals with a Permanent Residency Card (Green Card) for less than 5 years.	The Door to HealthCare
Individuals with a Employment Authorization Card (I-766).	The Door to HealthCare
Child Aged Out Of Medicaid (MA) or MA Premium	The Door to HealthCare
No Longer Eligible for Medicaid	The Door to HealthCare

What Are Qualifying Life Events?

- Certain life changes are considered qualifying life events. If you experience one of these events, you may be eligible to enroll in health coverage outside of the open enrollment period. Qualifying life events should be reported within 60 days.

Medicaid Enrollment Is Year Round!

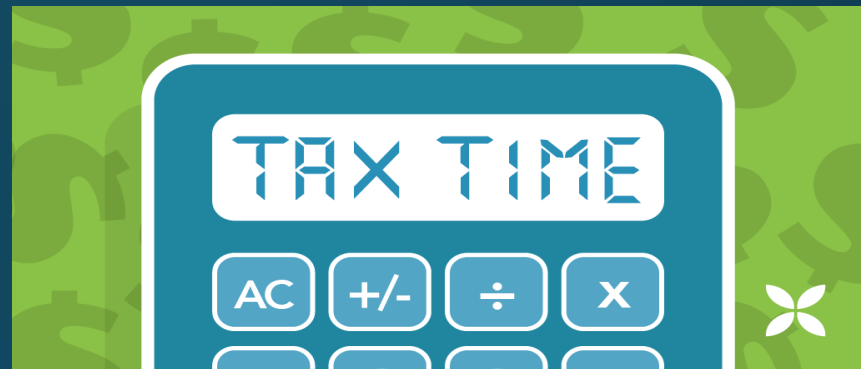
- You or members of your family may qualify for Medicaid and receive free or low cost health care. Enrollment in Medicaid and the Maryland Children's Health Program (MCHP) is year-round.

Qualifying Life Events

You may qualify to enroll during special enrollment periods if you....

-  Moved to a new area
-  Got married
-  Lost coverage
-  Got divorced
-  Had a baby or adopted
-  Had errors enrolling
-  Changed your income
-  Gained citizenship
-  Aged off a parent's plan
-  Lost student health insurance

- In **2017**
 - Greater of 2.5% of taxable income **or**
 - \$700 per person
- After 2018
 - The penalty will be increased annually by the increase to the cost-of-living.



#penaltyfree17



People will be exempt or can apply for exemptions to the tax penalty:

- If they are exempt from filing taxes
- If they have financial hardships
- If they have religious objections
- If they're an American Indian
- If they're uninsured for less than three months
- If they're an undocumented immigrant
- If they're incarcerated



For More Information on penalties and Exemptions please visit:

<https://www.healthcare.gov/fees/fee-for-not-being-covered/>

Door to HealthCare Locations:

**North Laurel Community Center
(NLCC)***

9411 Whiskey Bottom Rd,
Laurel, MD 20723

**Howard County Health
Department (HCHD)***

8930 Stanford Blvd
Columbia, MD 21045

***8:30 am – 4 pm M – F**

Partner Locations:

Chase Brexton

5500 Knoll N Dr #370
Columbia, MD 21045

FIRN

5999 Harpers Farm Rd
Columbia, MD 21044

Department of Correction

7301 Waterloo Rd
Jessup, MD 20794

Please visit our website at
www.doortohealthcare.org

or

Call our Hotline at
855.288.3667



Jasmine Batchelor

Field Operations Manager: Howard County

jbatchelor@healthyhowardmd.org

Office: 410-313-7228

Cell: 410-302-6218

DoortoHealthCare.org

